



Welcome to the first e-Safety update for 2016

Teacherzone

All schools will be required to put in place strengthened measures to protect children from harm online - including cyber bullying, pornography and the risk of radicalisation - under plans unveiled by Education Secretary Nicky Morgan on 22 Dec 2015.

Under the proposals published for consultation, all schools will:

- need to have appropriate filters and monitoring systems, so that no child can access harmful content via the school's IT systems and concerns can be spotted quickly
- be required to ensure that they teach their pupils about safeguarding, including online

<https://www.gov.uk/government/news/new-measures-to-keep-children-safe-online-at-school-and-at-home>

- Does your school have appropriate Internet Filtering?
- Do you receive Filtering Monitoring Reports?
- Are Reports regularly reviewed?
- Are 'Concerns' logged with details of actions taken?

Contact Jane McFall for further advice jmcfall@cornwall.gov.uk

The government also announced a further package of measures to help keep children safe online including:

2 practical guides on social media published by UK Council for Child Internet Safety (UKCCIS)



1. Child Safety Online – A Practical Guide for Providers of Social Media and Interactive Services.

https://www.gov.uk/government/uploads/system/uploads/attachment_data/file/487973/ukccis_guide-final__3_.pdf

2. Child Safety Online – A practical guide for parents and carers whose children are using social media

https://www.gov.uk/government/uploads/system/uploads/attachment_data/file/490001/Social_Media_Guidance_UKCCIS_Final_18122015.pdf.pdf

3. The Department of Health is providing funding for an e-learning course and other tools to help people spot when children are at risk from dangerous activity online. The new resources will be launched on 9 February 2016, Safer Internet Day, and the complete package will be available from March

The DfE is seeking views on proposed revisions to 'Keeping children safe in education'.

The consultation will close on 16th February 2016 at 5.00pm.

To provide your feedback via email or online:

<https://www.gov.uk/government/consultations/keeping-children-safe-in-education-proposed-changes>

NB. All documents can also be accessed via www.cornwalllearning.org/services/e-safety



Did your school get involved on Safer Internet Day 2016?

Safer Internet Day 2016 took place on the 9th February with the theme Play your part for a better internet!

Coordinated in the UK by the UK Safer Internet Centre the celebration sees hundreds of organisations get involved to help promote the safe, responsible and positive use of digital technology for children and young people.

For more information visit:

<http://www.saferinternet.org.uk/safer-internet-day/2016>
<http://www.saferinternet.org.uk/safer-internet-day/2016/information-for-schools>



Tell us what your school did on Safer Internet Day (or during the week beginning 8th February 2016) by emailing: jmcfall@cornwall.gov.uk

O₂ and NSPCC have set up a free helpline for parents 0808 8005002.

To download posters for display in your school visit: www.cornwalllearning.org/services/e-safety

Dates for the Diary:



Cornwall Learning Training Opportunities


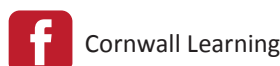
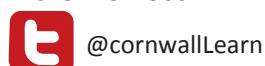
- Online Safety Course 9th March 2016 ref: IT13
- e-Safety in schools for School Governors, SLT and Middle Leaders 1st March 2016 ref: G029

for further details and booking:

<http://www.cornwalllearningonline.co.uk/>

All e-safety newsletters can now be accessed through www.cornwalllearning.org/services/e-safety

Cornwall Learning Carew House, Beacon Technology Park, Dunmere Road, Bodmin PL31 2QN
T: 01872 327900



raising aspiration & achievement strategy



Parentzone

Worried about your child's online safety?

Help is at hand!

Do you have a question about parental controls or concerned about a social network your child uses?

O₂ and the NSPCC have set up a free helpline where you can get advice from experts on anything you are not sure about, including:

- Setting up parental controls on your computer or other devices
- Help adjusting privacy settings
- Understanding social networks
- Concerns about online gaming



Call the O₂ and NSPCC online safety helpline

0808 8005002

Lines are open from 9am to 7pm Monday to Friday and 10am to 6pm on weekends

Or visit: <http://www.o2.co.uk/help/nsppc>

O₂ and NSPCC's new guide for parents. To download or read the guide visit: www.cornwalllearning.org/services/e-safety

Young people are spending more time playing and socialising online than watching television programmes, according to an annual survey tracking children's media behaviour in the UK.

Childwise Survey identifies:

- 7-16 year olds spend 3 hours online each day
- 15-16 year olds spend 4.8 hours online each day
- 2.1 hours spent watching TV each day - down from 3 hours in 2000
- 60% watch TV via a phone, tablet or laptop
- 38% do most of their TV viewing on demand

Source: Childwise Monitor report 2016

Read more:

<http://www.bbc.co.uk/news/education-35399658>



Consider the following advice from Webwise for setting 'Screen Time'.

1. Agree a clear set of rules with your child on screen time in the home. Talk to your child on when you think it is appropriate and inappropriate to use screens. Agree times when screens are allowed and not allowed in the home. For example dinner time, homework time and bed time.
2. Do as you say. Modelling behaviour is THE most powerful way you can influence your child's behaviour.
3. Restrict the use of computers/devices in the bedroom. Depending on the age of your child you may want to set a curfew or ban devices from the bedroom completely.
4. Buy an alarm clock for your child's bedroom and charge their phones in your room at night time. This can be a helpful way of giving them a break from the internet.
5. Try not to rely on screens too much to keep the kids amused. It can be easy to encourage kids to pick up the tablet or play a game on the computer to keep them occupied. This only confuses rules on screen time, try and stick to the agreed rules with your child and remember to set a good example.
6. Chat to your child about what they do online and encourage them to use their screen time for learning and education.
7. Pick one evening a week where you do a family activity together, whether it's movie night, games night. Doing activities together as a family will help implement screen time guidelines and offer fun alternatives.
8. Don't have screens always on in the background. Turn off TVs and Computers when not in use, these can be distracting for kids if they are trying to participate in another activity.
9. Finally, join in, why not set some time aside to play your child's favourite computer game and discover the online world together.

<http://www.webwise.ie/parents/screen-time-advice-for-parents/>



Have you heard of:

Omegle is a social networking site that randomly connects you to another person who's on the site. It lets you talk to them in a one-to-one audio or video conversation. You can both appear as anonymous, unless you decide to share your personal information. Age 13+



Flickr is an online photo sharing site. You can share your own pictures and follow other people. Age 13+

Reviews from <http://www.net-aware.org.uk/>

